

LIMITED WARRANTY

Aroma Housewares Company warrants this product free from defects in material and workmanship for one year from provable date of purchase in continental United States.

Within this warranty period, Aroma Housewares Company will repair or replace, at its option, defective parts at no charge, provided the product is returned, freight prepaid with proof of purchase and U.S. \$8.00 for shipping and handling charges payable to Aroma Housewares Company. Before returning an item, please call the toll free number below for return authorization number. Allow 2-4 weeks for return shipping.

This warranty does not cover improper installation, misuse, abuse or neglect on the part of the owner. Warranty is also invalid in any case that the product is taken apart or serviced by an unauthorized service station.

This warranty gives you specific legal rights and which may vary from state to state and does not cover areas outside the United States.

AROMA HOUSEWARES COMPANY
6469 Flanders Drive
San Diego, California 92121
1-800-276-6286
M-F, 8:30 AM - 5:00 PM, Pacific Time
Website: www.aromaco.com

AROMA®

Nutri-Center™ & Smoothie Maker



Instruction Manual

ABD-581M

Congratulations on your purchase of this **AROMA** Nutri-Center™ & Smoothie Maker. It will allow you to create extravagant and healthy recipes with ease. It's ideal for parties, busy families and individuals looking to achieve maximum nutritional benefits from their beverages and soups. We hope that you are able to share your healthy, delicious creations with all of your friends and family.

Please read all instructions carefully before your first use.



HOW TO CLEAN

Always unplug unit and allow the motor to completely stop before disassembling or cleaning.

1. Turn container counter-clockwise to remove from motor base.
3. Wash the mixing container in warm soapy water, making sure not to touch blade.
4. To wash grinder attachment, remove blade base. Wash cup in warm soapy water. Carefully wash blade base.
5. Wash all other accessories in warm soapy water.
6. Wipe down base with a damp cloth.

CAUTION:

- Use extreme caution when handling blades.
- Do not immerse the base or the power cord in any liquid.
- Never pull on the power cord of the unit to turn it off. Turn off the motor first, grasp the plug and disconnect gently from wall outlet.

Published By:

Aroma Housewares Co.
6469 Flanders Drive
San Diego, CA 92121
U.S.A.
1-800-276-6286
www.aromaco.com

© 2004 Aroma Housewares Company All rights reserved.

HOW TO USE

Before first use:

1. Read all the instructions and important safeguards.
2. Remove all packaging materials; make sure items are received in good condition.
3. Wash all the accessories with warm soapy water using a sponge or dishcloth.
4. Rinse thoroughly to remove soapy residue.
5. Wipe body clean with a damp cloth.
 - Do not use abrasive cleaners or scouring pads.
 - Do not immerse the appliance, cord and plug in water at any time.

To Use Main Mixing container:

1. Place the container center on the motor base and rotate clockwise until locked.
2. Add desired ingredients.
3. Place cover tightly on container.
4. Place the center cover, or stir stick in center of the lid.
5. Press pulse button, or power button for continuous motion.

To Use Grinder Attachment:

1. Turn container upright, resting on the legs.
2. Add desired dry ingredients.
3. Twist the blades and base clockwise into place until tight.
4. Place the container center on the motor base and rotate clockwise until locked.
5. Press pulse button, or power button for continuous motion.

CAUTION:

- Never open the lid while the motor is running.
- Never reach into the container.

TABLE OF CONTENTS

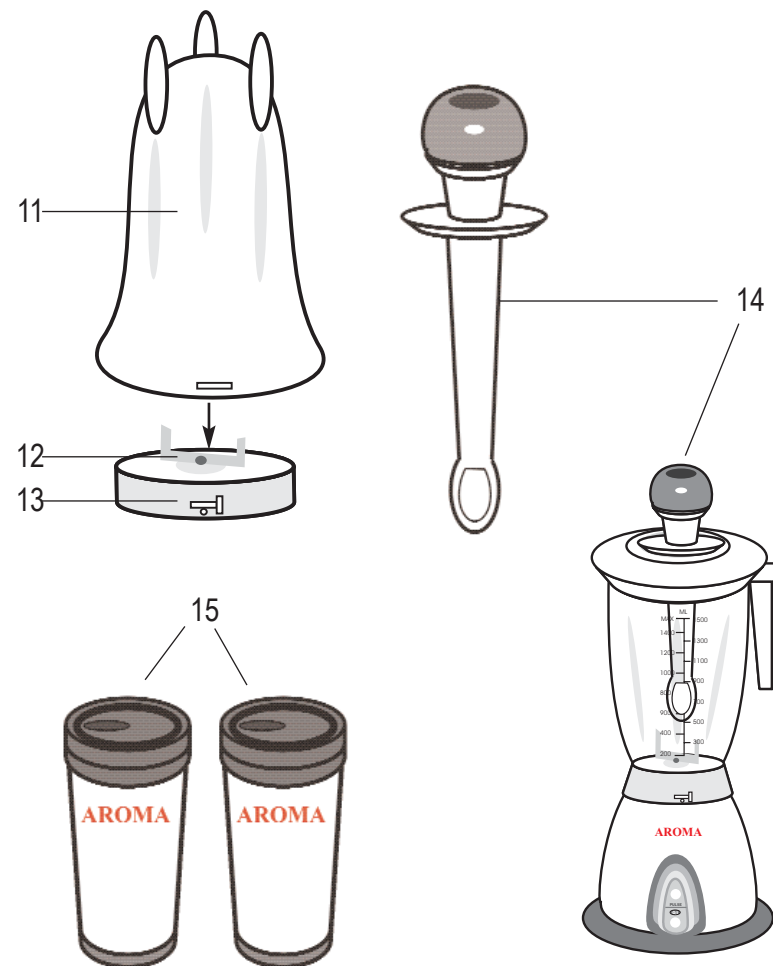
Important Safeguards.....	1
Short Cord and Polarized Plug Instructions.....	2
About Juicing and Blending.....	3
Product Features.....	4
Parts Identification.....	5
How to Use.....	7
How to Clean.....	8
Limited Warranty.....	9

IMPORTANT SAFEGUARDS

1. Read all instructions before use.
2. Do not touch hot surfaces.
3. Unplug the appliance from outlet when not in use, before putting on or taking off parts, and before cleaning.
4. Do not operate this appliance when the power cord or the plug is damaged, or if it malfunctions, is dropped or has been damaged in any manner. Return the appliance to an authorized service station for examination, repair or electrical/mechanical adjustment.
5. Never fill ingredients to exceed the maximum measurement line on pitcher.
6. To protect against electrical shock, do not immerse cord, plug or the product in water or any liquid.
7. This appliance is not intended to be used by children. Close supervision is necessary when the appliance is in use near children.
8. Allow the appliance to completely cool before putting on or taking off any parts.
9. Never leave the appliance unattended when plugged in or in use.
10. Do not use outdoors.
11. Do not let cord hang over edge of table or counter.
12. Do not let cord touch hot surfaces.
13. Do not place the appliance on or near a gas or electrical burner, or a heated oven.
14. Do not move or try to move the appliance while in use.
15. Do not use appliance for other than intended use.
16. Do not place mixing container on motor base while motor is running.
17. Keep hands and utensils (other than stir stick) out of container while mixing to reduce risk of severe injury to persons or damage to the appliance.
18. Blades are sharp. Handle carefully.
19. Never place cutter assembly blades on base without jar properly attached.
20. Always operate appliance with the cover in place.
21. Do not blend hot liquids
22. Never place fingers or utensils into feed or discharge areas.
23. To disconnect, grip plug and pull away from outlet. Never tug the cord.
24. Do not turn appliance on while mixing container is empty.

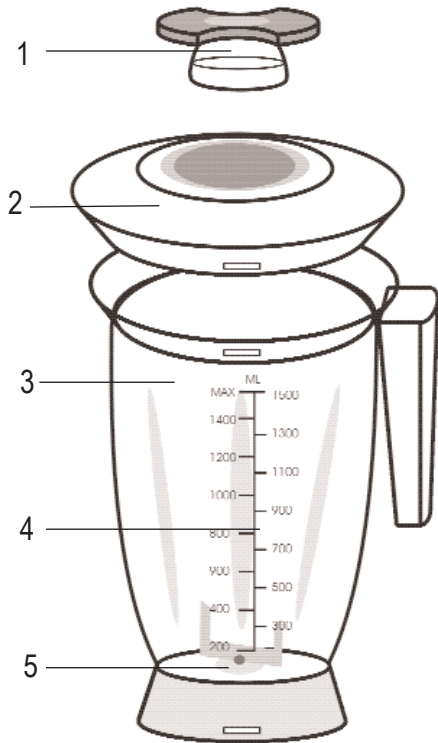
SAVE THESE INSTRUCTIONS

PARTS IDENTIFICATION, CONT.

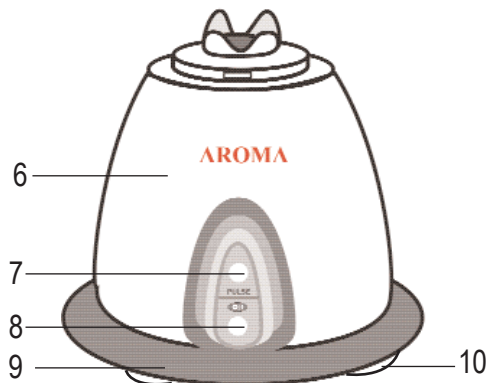


11. Grinder attachment
12. Grinder blades
13. Twist-off grinder base
14. Smoothie stir-stick
15. Travel juice or smoothie mugs

PARTS IDENTIFICATION



1. Lid-center cover
2. Lid
3. Mixing container
4. Measurement lines
5. Titanium-coated blade
6. Motor base
7. Pulse button
8. On/Off switch
9. Base-skirt
10. Suctioning base feet



SHORT CORD INSTRUCTIONS

1. A short power-supply cord is provided to reduce risk resulting from becoming entangled in or tripping over a longer cord.
2. Longer extension cords are available and may be used if care is exercised in their use.
3. If a longer extension cord is used:
 - a. The marked electrical rating of the extension cord should be at least as great as the electrical rating of the appliance.
 - b. The longer cord should be arranged so that it will not drape over the counter top or tabletop where it can be pulled by children or tripped over unintentionally.

POLARIZED PLUG

This appliance has a **polarized plug** (one blade is wider than the other); follow the instructions below:

To reduce the risk of electric shock, this plug is intended to fit into a polarized outlet only one way. If the plug does not fit fully into the outlet, reverse the plug. If it still does not fit, contact a qualified electrician. Do not attempt to modify the plug in any way.

This appliance is for household use only.

ABOUT JUICING & BLENDING

Below we have tried to address many issues about this product that you might find yourself having. If you need any further information, please do not hesitate to contact us using the contact information on the warranty page.

What are the benefits of eating healthy?

Research has proven that eating a diet rich in fresh fruits and vegetables can increase your health by decreasing your chances of heart disease, high blood pressure, and even some types of cancer. The Aroma Nutri-Center™ can make eating healthy fun and tasty.

What ingredients will help my family and I achieve nutritional wellness?

Fruits and vegetables with a peel or skin are often good choices. Apple skin and grape seeds provide many nutrients. Using this product, these ingredients can be chopped and blended so finely into a smoothie that you will not even know they are there but will enjoy the nutritional benefits. Also, dark green leafy vegetables contain fiber forms, like alginates that aid in digestion and act as powerful tools in detoxifying chemical and metal toxins in the body while providing healthy nutrients.

What are the benefits of blending juices and smoothies at home?

The benefits are many. With the Aroma Nutri-Center™, only you decide what ingredients go into your beverage. Not only do your creations end up tasting better but they are generally much more nutritional than store-bought beverages. Premade beverages often contain large amounts of refined sugar and less vitamins and minerals than in fresh juices and smoothies.

How do I create healthy beverages and still spend time with my family?

This product makes it easy! The powerful motor and easy-to-clean container make creating healthy breakfast shakes, smoothies and much more fast and easy. In the amount of time it takes you to order at a fast-food drive-thru, you could already have made a healthy meal for yourself and family. You can even get your family involved. Ask your family members for ingredient suggestions or let them make their own blended creations.

PRODUCT FEATURES

Have fun! Be healthy! Create new meals with your family! The Aroma Nutri-Center™ allows you to do all of these things with ease.

Elegant style and extraordinary power come together in Aroma's Nutri-Center™ & Smoothie Maker. Between your healthy fruit shakes and cocktail soirees, you need a powerful blender that will produce perfect results at the touch of a button while remaining especially durable. Aroma's Nutri-Center™ offers commercial-level performance and professional results that you can easily enjoy at home. The Nutri-Center™ is ideal for use at your bar and equally handy in the kitchen for pureeing soups and sauces.

With 600 watts of power and a titanium coated blade in the main mixing container, this machine is rugged enough for the toughest blending tasks, such as crushing ice or blending grape seeds and skin, while also being easy to operate and clean. The patented cooling system ensures that even with continuous use, the machine will be durable and long lasting.

For your convenience, two travel mugs have been included to ensure that even the family on the go can have a good start to a busy day.